

## ASML HOLDING N.V. FUTURE (ASMH) - EUX/C13

2024/04/24 18:35:08

Price  
**860.1631** EURDifference  0.07% (0.56)

## General attributes

Symbol	ASMHC13
Exchange	Eurex
Currency	EUR
Security type	Future
Underlying	ASML HOLDING N.V.
Maturity	05-2025
Contract size	100

## Market data

Bid (Bid size)	- EUR (-)
Ask (Ask size)	- EUR (-)
Open	860.1631 EUR
High	860.1631 EUR
Low	860.1631 EUR
Close (prev. day)	859.6016 EUR
Underlying	ASML HOLDING N.V.
Underlying price (date)	821.10 (24/04/25)
Settlement price (date)	860.16 (24/04/24)
Open Interest	0

## Performance and Risk

	6m	1Y	3Y
Perf (%)	+48.31%	+43.23%	-
Perf (abs.)	+280.19	+259.60	-
Beta	-	-	-
Volatility	31.71	30.56	-

## Futures and Options

Related Futures	-
Related Options	-










Information about previous performance does not guarantee future performance.  
Source: FactSet

## Price data

Ø price 5 days   Ø volume 5 days (pcs.)	856.0752 EUR (0)
Ø price 30 days   Ø volume 30 days (pcs.)	912.7430 EUR (0)
Ø price 100 days   Ø volume 100 days (pcs.)	820.0966 EUR (0)
Ø price 250 days   Ø volume 250 days (pcs.)	708.4221 EUR (0)
YTD High   date	979.1719 EUR (2024/03/07)
YTD Low   date	663.0655 EUR (2024/01/05)
52 Weeks High   date	979.1719 EUR (2024/03/07)
52 Weeks Low   date	560.9167 EUR (2023/09/26)

## Recent Research

on underlying	on sector	on market	
Date		Headline	Download
2024/04/03		Global Equity Ratings	
2024/03/13		Global Equity Ratings	
2024/02/22		Global Equity Ratings	
2024/02/14		Global Equity Ratings	
2024/01/23		Global Equity Ratings	