

ALSTOM S.A. FUTURE (AOMJ) - EUX/C1

2024/09/02 18:39:41

Price
18.5775 EURDifference  0.44% (0.08)

General attributes

Symbol	AOMJC1
Exchange	Eurex
Currency	EUR
Security type	Future
Underlying	ALSTOM SA
Maturity	09-2024
Contract size	106

Market data

Bid (Bid size)	- EUR (-)
Ask (Ask size)	- EUR (-)
Open	18.5775 EUR
High	18.5775 EUR
Low	18.5775 EUR
Close (prev. day)	18.4952 EUR
Underlying	ALSTOM SA
Underlying price (date)	18.56 (24/09/02)
Settlement price (date)	18.58 (24/09/02)
Open Interest	0

Performance and Risk

	6m	1Y	3Y
Perf (%)	+53.49%	-26.12%	-
Perf (abs.)	+6.47	-6.57	-
Beta	-	-	-
Volatility	36.69	67.89	-

Futures and Options

Related Futures	-
Related Options	-

5Y












Information about previous performance does not guarantee future performance.
Source: FactSet

Price data

Ø price 5 days Ø volume 5 days (pcs.)	18.6299 EUR (0)
Ø price 30 days Ø volume 30 days (pcs.)	17.8088 EUR (0)
Ø price 100 days Ø volume 100 days (pcs.)	16.9032 EUR (0)
Ø price 250 days Ø volume 250 days (pcs.)	14.5368 EUR (3)
YTD High date	18.7182 EUR (2024/08/27)
YTD Low date	10.9650 EUR (2024/01/19)
52 Weeks High date	24.9982 EUR (2023/09/04)
52 Weeks Low date	10.6974 EUR (2023/12/13)

Recent Research

on underlying	on sector	on market		
Date			Headline	Download
2022/05/04			Global Equity Ratings	
2022/04/27			Global Equity Ratings	
2022/04/14			Global Equity Ratings	
2022/03/29			Global Equity Ratings	
2022/03/10			Global Equity Ratings	