

ALSTOM S.A. FUTURE (AOMJ) - EUX/C1

2024/07/26 18:34:51

Price
18.0213 EURDifference  2.15% (0.38)

General attributes

Symbol	AOMJC1
Exchange	Eurex
Currency	EUR
Security type	Future
Underlying	ALSTOM SA
Maturity	08-2024
Contract size	106

Market data

Bid (Bid size)	- EUR (-)
Ask (Ask size)	- EUR (-)
Open	18.0213 EUR
High	18.0213 EUR
Low	18.0213 EUR
Close (prev. day)	17.6418 EUR
Underlying	ALSTOM SA
Underlying price (date)	18.00 (24/07/26)
Settlement price (date)	18.02 (24/07/26)
Open Interest	0

Performance and Risk

	6m	1Y	3Y
Perf (%)	+53.74%	-33.31%	-
Perf (abs.)	+6.30	-9.00	-
Beta	-	-	-
Volatility	39.31	67.59	-

Futures and Options

Related Futures	-
Related Options	-












Information about previous performance does not guarantee future performance.
Source: FactSet

Price data

Ø price 5 days Ø volume 5 days (pcs.)	18.0383 EUR (0)
Ø price 30 days Ø volume 30 days (pcs.)	17.2255 EUR (0)
Ø price 100 days Ø volume 100 days (pcs.)	14.8518 EUR (0)
Ø price 250 days Ø volume 250 days (pcs.)	15.5033 EUR (7)
YTD High date	18.3047 EUR (2024/07/23)
YTD Low date	10.9650 EUR (2024/01/19)
52 Weeks High date	28.2608 EUR (2023/07/27)
52 Weeks Low date	10.6974 EUR (2023/12/13)

Recent Research

on underlying	on sector	on market	
Date		Headline	Download
2022/05/04		Global Equity Ratings	
2022/04/27		Global Equity Ratings	
2022/04/14		Global Equity Ratings	
2022/03/29		Global Equity Ratings	
2022/03/10		Global Equity Ratings	