

## ASR NEDERLAND N.V. FUTURE (ASRF) - EUX/C13

2024/04/30 18:38:59

Price  
**46.1204** EURDifference  0.41% (0.19)

## General attributes

Symbol	ASRFC13
Exchange	Eurex
Currency	EUR
Security type	Future
Underlying	ASR NEDERLAND N.V.
Maturity	05-2025
Contract size	100

## Market data

Bid (Bid size)	- EUR (-)
Ask (Ask size)	- EUR (-)
Open	46.1204 EUR
High	46.1204 EUR
Low	46.1204 EUR
Close (prev. day)	45.931 EUR
Underlying	ASR NEDERLAND N.V.
Underlying price (date)	46.77 (24/05/03)
Settlement price (date)	45.79 (24/05/02)
Open Interest	0

## Performance and Risk

	6m	1Y	3Y
Perf (%)	+34.95%	+18.58%	-
Perf (abs.)	+11.94	+7.23	-
Beta	-	-	-
Volatility	29.12	30.02	-

## Futures and Options

Related Futures	-
Related Options	-







Information about previous performance does not guarantee future performance.  
Source: FactSet

## Price data

Ø price 5 days   Ø volume 5 days (pcs.)	45.7170 EUR (0)
Ø price 30 days   Ø volume 30 days (pcs.)	44.1090 EUR (0)
Ø price 100 days   Ø volume 100 days (pcs.)	42.6225 EUR (0)
Ø price 250 days   Ø volume 250 days (pcs.)	40.0566 EUR (0)
YTD High   date	46.1204 EUR (2024/04/30)
YTD Low   date	39.9312 EUR (2024/03/18)
52 Weeks High   date	46.1204 EUR (2024/04/30)
52 Weeks Low   date	33.5669 EUR (2023/10/25)

## Recent Research

on sector	on market	Date	Headline	Download
		2024/05/03	 Akciové trhy - denní zpráva	
		2024/05/02	 Akciové trhy - denní zpráva	
		2024/04/30	 Akciové trhy - denní zpráva	
		2024/04/29	 Akciové trhy - denní zpráva	
		2024/04/26	 Global Equity Ratings	