

# ANDRITZ AG FUTURE (ANDF) - EUX/C13

2024/09/18 18:40:14

**Price**  
**62.0488** EUR

**Difference**  **-0.26% (-0.16)**

### General attributes

Symbol	ANDFC13
Exchange	Eurex
Currency	EUR
Security type	Future
Underlying	ANDRITZ AG
Maturity	09-2025
Contract size	100

### Market data

Bid (Bid size)	- EUR (-)
Ask (Ask size)	- EUR (-)
Open	62.0488 EUR
High	62.0488 EUR
Low	62.0488 EUR
Close (prev. day)	62.2089 EUR
Underlying	ANDRITZ AG
Underlying price (date)	62.00 (24/09/18)
Settlement price (date)	62.05 (24/09/18)
Open Interest	0

### Performance and Risk

	6m	1Y	3Y
Perf (%)	+10.63%	+28.39%	-
Perf (abs.)	+5.98	+13.75	-
Beta	-	-	-
Volatility	31.66	28.27	-

### Futures and Options

Related Futures	-
Related Options	-












Information about previous performance does not guarantee future performance.  
Source: FactSet

### Price data

Ø price 5 days   Ø volume 5 days (pcs.)	60.7259 EUR (0)
Ø price 30 days   Ø volume 30 days (pcs.)	58.0951 EUR (0)
Ø price 100 days   Ø volume 100 days (pcs.)	57.1538 EUR (0)
Ø price 250 days   Ø volume 250 days (pcs.)	54.5148 EUR (0)
YTD High   date	62.2089 EUR (2024/09/17)
YTD Low   date	51.2382 EUR (2024/04/26)
52 Weeks High   date	62.2089 EUR (2024/09/17)
52 Weeks Low   date	42.4340 EUR (2023/10/27)

### Recent Research

on sector		on market	
Date		Headline	Download
2024/09/11		Global Equity Ratings	
2024/09/05		Global Equity Ratings	
2024/08/12		Global Equity Ratings	
2024/07/24		Global Equity Ratings	
2024/07/12		Global Equity Ratings	