

ASML HOLDING N.V. FUTURE (ASMH) - EUX/C10

2024/07/12 18:57:48

Price
1,028.2225 EURDifference  1.32% (13.39)

General attributes

Symbol	ASMHC10
Exchange	Eurex
Currency	EUR
Security type	Future
Underlying	ASML HOLDING N.V.
Maturity	04-2025
Contract size	100

Market data

Bid (Bid size)	- EUR (-)
Ask (Ask size)	- EUR (-)
Open	1,028.2225 EUR
High	1,028.2225 EUR
Low	1,028.2225 EUR
Close (prev. day)	1,014.829 EUR
Underlying	ASML HOLDING N.V.
Underlying price (date)	1,002.20 (24/07/12)
Settlement price (date)	1,028.22 (24/07/12)
Open Interest	0

Performance and Risk

	6m	1Y	3Y
Perf (%)	+54.78%	+53.34%	-
Perf (abs.)	+363.90	+357.69	-
Beta	-	-	-
Volatility	42.85	34.43	-

Futures and Options

Related Futures	-
Related Options	-












Information about previous performance does not guarantee future performance.
Source: FactSet

Price data

Ø price 5 days Ø volume 5 days (pcs.)	1,020.7807 EUR (0)
Ø price 30 days Ø volume 30 days (pcs.)	1,010.8967 EUR (0)
Ø price 100 days Ø volume 100 days (pcs.)	921.0429 EUR (0)
Ø price 250 days Ø volume 250 days (pcs.)	735.2986 EUR (0)
YTD High date	1,028.2225 EUR (2024/07/12)
YTD Low date	660.0053 EUR (2024/01/05)
52 Weeks High date	1,028.2225 EUR (2024/07/12)
52 Weeks Low date	557.0244 EUR (2023/09/26)

Recent Research

on underlying	on sector	on market	
Date		Headline	Download
2024/07/12		Global Equity Ratings	
2024/06/21		Global Equity Ratings	
2024/06/14		Global Equity Ratings	
2024/05/29		Global Equity Ratings	
2024/04/26		Global Equity Ratings	