

## ASSICURAZIONI GENERALI S.P.A. FUTURE (ASGG) - EUX/C11

2024/04/30 18:38:59

Price  
**22.4268** EURDifference  -0.14% (-0.03)

## General attributes

Symbol	ASGGC11
Exchange	Eurex
Currency	EUR
Security type	Future
Underlying	ASSICURAZIONI GENERALI S.P.A.
Maturity	03-2025
Contract size	1,000

## Market data

Bid (Bid size)	- EUR (-)
Ask (Ask size)	- EUR (-)
Open	22.4268 EUR
High	22.4268 EUR
Low	22.4268 EUR
Close (prev. day)	22.4587 EUR
Underlying	ASSICURAZIONI GENERALI S.P.A.
Underlying price (date)	23.01 (24/05/03)
Settlement price (date)	22.53 (24/05/03)
Open Interest	0

## Performance and Risk

	6m	1Y	3Y
Perf (%)	+21.42%	+23.56%	-
Perf (abs.)	+3.97	+4.30	-
Beta	-	-	-
Volatility	12.38	14.73	-

## Futures and Options

Related Futures	-
Related Options	-

5Y









Information about previous performance does not guarantee future performance.  
Source: FactSet

## Price data

Ø price 5 days   Ø volume 5 days (pcs.)	22.4967 EUR (0)
Ø price 30 days   Ø volume 30 days (pcs.)	22.5527 EUR (0)
Ø price 100 days   Ø volume 100 days (pcs.)	20.8062 EUR (0)
Ø price 250 days   Ø volume 250 days (pcs.)	19.5426 EUR (0)
YTD High   date	23.3255 EUR (2024/03/27)
YTD Low   date	18.8161 EUR (2024/01/03)
52 Weeks High   date	23.3255 EUR (2024/03/27)
52 Weeks Low   date	17.6939 EUR (2023/10/20)

## Recent Research

on sector		on market	
Date		Headline	Download
2024/05/03		Akciové trhy - denní zpráva	
2024/05/02		Akciové trhy - denní zpráva	
2024/04/30		Akciové trhy - denní zpráva	
2024/04/29		Akciové trhy - denní zpráva	
2024/04/26		Global Equity Ratings	