

# VONOVIA SE FUTURE (ANNG) - EUX/C10

2024/04/30 18:38:59

Price  
**27.1396** EUR

Difference  4.06% (1.06)

### General attributes

Symbol	ANNGC10
Exchange	Eurex
Currency	EUR
Security type	Future
Underlying	VONOVIA SE
Maturity	03-2025
Contract size	100

### Market data

Bid (Bid size)	- EUR (-)
Ask (Ask size)	- EUR (-)
Open	27.1396 EUR
High	27.1396 EUR
Low	27.1396 EUR
Close (prev. day)	26.0799 EUR
Underlying	VONOVIA SE
Underlying price (date)	29.73 (24/05/17)
Settlement price (date)	30.76 (24/05/16)
Open Interest	0

### Performance and Risk

	6m	1Y	3Y
Perf (%)	+29.14%	+39.48%	-
Perf (abs.)	+6.12	+7.68	-
Beta	-	-	-
Volatility	38.50	38.38	-

### Futures and Options

Related Futures	-
Related Options	-

5Y










Information about previous performance does not guarantee future performance.  
Source: FactSet

### Price data

Ø price 5 days   Ø volume 5 days (pcs.)	25.8905 EUR (0)
Ø price 30 days   Ø volume 30 days (pcs.)	25.6672 EUR (0)
Ø price 100 days   Ø volume 100 days (pcs.)	26.8030 EUR (0)
Ø price 250 days   Ø volume 250 days (pcs.)	23.3592 EUR (0)
YTD High   date	29.2629 EUR (2024/01/31)
YTD Low   date	23.8223 EUR (2024/03/15)
52 Weeks High   date	29.2629 EUR (2024/01/31)
52 Weeks Low   date	17.2593 EUR (2023/06/26)

### Recent Research

on sector	on market		
Date		Headline	Download
2024/04/26		Global Equity Ratings	
2024/04/03		Global Equity Ratings	
2024/03/13		Global Equity Ratings	
2024/02/22		Global Equity Ratings	
2024/02/14		Global Equity Ratings	