

ALSTOM S.A. FUTURE (AOMJ) - EUX/C12

2024/07/26 18:34:51

Price
18.395 EURDifference  2.16% (0.39)

General attributes

Symbol	AOMJC12
Exchange	Eurex
Currency	EUR
Security type	Future
Underlying	ALSTOM SA
Maturity	12-2025
Contract size	106

Market data

Bid (Bid size)	- EUR (-)
Ask (Ask size)	- EUR (-)
Open	18.395 EUR
High	18.395 EUR
Low	18.395 EUR
Close (prev. day)	18.0058 EUR
Underlying	ALSTOM SA
Underlying price (date)	18.00 (24/07/26)
Settlement price (date)	18.40 (24/07/26)
Open Interest	0

Performance and Risk

	6m	1Y	3Y
Perf (%)	+51.92%	-34.40%	-
Perf (abs.)	+6.29	-9.65	-
Beta	-	-	-
Volatility	36.89	66.52	-

Futures and Options

Related Futures	-
Related Options	-












Information about previous performance does not guarantee future performance.
Source: FactSet

Price data

Ø price 5 days Ø volume 5 days (pcs.)	18.412 EUR (0)
Ø price 30 days Ø volume 30 days (pcs.)	17.407 EUR (0)
Ø price 100 days Ø volume 100 days (pcs.)	15.420 EUR (0)
Ø price 250 days Ø volume 250 days (pcs.)	16.000 EUR (0)
YTD High date	18.684 EUR (2024/07/23)
YTD Low date	11.344 EUR (2024/01/19)
52 Weeks High date	29.326 EUR (2023/07/27)
52 Weeks Low date	11.065 EUR (2023/12/13)

Recent Research

on underlying	on sector	on market		
Date			Headline	Download
2022/05/04			Global Equity Ratings	
2022/04/27			Global Equity Ratings	
2022/04/14			Global Equity Ratings	
2022/03/29			Global Equity Ratings	
2022/03/10			Global Equity Ratings	