

## ALSTOM S.A. FUTURE (AOMJ) - EUX/C12

2024/05/02 18:23:07

Price  
16.099 EURDifference  4.48% (0.69)

## General attributes

Symbol	AOMJC12
Exchange	Eurex
Currency	EUR
Security type	Future
Underlying	ALSTOM SA
Maturity	04-2025
Contract size	100

## Market data

Bid (Bid size)	- EUR (-)
Ask (Ask size)	- EUR (-)
Open	16.099 EUR
High	16.099 EUR
Low	16.099 EUR
Close (prev. day)	15.4082 EUR
Underlying	ALSTOM SA
Underlying price (date)	15.545 (24/05/02)
Settlement price (date)	16.10 (24/05/02)
Open Interest	0

## Performance and Risk

	6m	1Y	3Y
Perf (%)	+18.96%	-30.24%	-
Perf (abs.)	+2.57	-6.98	-
Beta	-	-	-
Volatility	48.58	62.18	-

## Futures and Options

Related Futures	-
Related Options	-











Information about previous performance does not guarantee future performance.  
Source: FactSet

## Price data

Ø price 5 days   Ø volume 5 days (pcs.)	15.670 EUR (0)
Ø price 30 days   Ø volume 30 days (pcs.)	14.842 EUR (0)
Ø price 100 days   Ø volume 100 days (pcs.)	12.961 EUR (0)
Ø price 250 days   Ø volume 250 days (pcs.)	18.709 EUR (0)
YTD High   date	16.099 EUR (2024/05/02)
YTD Low   date	11.344 EUR (2024/01/19)
52 Weeks High   date	29.326 EUR (2023/07/27)
52 Weeks Low   date	11.065 EUR (2023/12/13)

## Recent Research

on underlying	on sector	on market	
Date		Headline	Download
2022/05/04		Global Equity Ratings	
2022/04/27		Global Equity Ratings	
2022/04/14		Global Equity Ratings	
2022/03/29		Global Equity Ratings	
2022/03/10		Global Equity Ratings	