

ALSTOM S.A. FUTURE (AOMJ) - EUX/C12

2024/04/18 18:31:02

Price
15.6245 EURDifference  5.67% (0.84)

General attributes

Symbol	AOMJC12
Exchange	Eurex
Currency	EUR
Security type	Future
Underlying	ALSTOM SA
Maturity	03-2025
Contract size	100

Market data

Bid (Bid size)	- EUR (-)
Ask (Ask size)	- EUR (-)
Open	15.6245 EUR
High	15.6245 EUR
Low	15.6245 EUR
Close (prev. day)	14.7868 EUR
Underlying	ALSTOM SA
Underlying price (date)	15.10 (24/04/18)
Settlement price (date)	15.62 (24/04/18)
Open Interest	0

Performance and Risk

	6m	1Y	3Y
Perf (%)	+24.21%	-31.32%	-
Perf (abs.)	+3.04	-7.13	-
Beta	-	-	-
Volatility	48.83	62.01	-

Futures and Options

Related Futures	-
Related Options	-












Information about previous performance does not guarantee future performance.
Source: FactSet

Price data

Ø price 5 days Ø volume 5 days (pcs.)	14.8876 EUR (0)
Ø price 30 days Ø volume 30 days (pcs.)	13.8923 EUR (0)
Ø price 100 days Ø volume 100 days (pcs.)	12.6394 EUR (0)
Ø price 250 days Ø volume 250 days (pcs.)	18.9881 EUR (0)
YTD High date	15.6245 EUR (2024/04/18)
YTD Low date	11.3439 EUR (2024/01/19)
52 Weeks High date	29.3255 EUR (2023/07/27)
52 Weeks Low date	11.0646 EUR (2023/12/13)

Recent Research

on underlying	on sector	on market		
Date			Headline	Download
2022/05/04			Global Equity Ratings	
2022/04/27			Global Equity Ratings	
2022/04/14			Global Equity Ratings	
2022/03/29			Global Equity Ratings	
2022/03/10			Global Equity Ratings	