

VONOVIA SE FUTURE (ANNG) - EUX/C11

2024/04/30 18:38:59

Price
27.2067 EUR

Difference  4.07% (1.06)

General attributes

| | |
|---------------|------------|
| Symbol | ANNGC11 |
| Exchange | Eurex |
| Currency | EUR |
| Security type | Future |
| Underlying | VONOVIA SE |
| Maturity | 03-2025 |
| Contract size | 100 |

Market data

| | |
|-------------------------|------------------|
| Bid (Bid size) | - EUR (-) |
| Ask (Ask size) | - EUR (-) |
| Open | 27.2067 EUR |
| High | 27.2067 EUR |
| Low | 27.2067 EUR |
| Close (prev. day) | 26.1433 EUR |
| Underlying | VONOVIA SE |
| Underlying price (date) | 27.90 (24/05/13) |
| Settlement price (date) | 28.51 (24/05/10) |
| Open Interest | 0 |

Performance and Risk

| | 6m | 1Y | 3Y |
|-------------|---------|---------|----|
| Perf (%) | +29.02% | +39.42% | - |
| Perf (abs.) | +6.12 | +7.69 | - |
| Beta | - | - | - |
| Volatility | 38.48 | 38.29 | - |

Futures and Options

| | |
|-----------------|---|
| Related Futures | - |
| Related Options | - |













5Y

Information about previous performance does not guarantee future performance.
Source: FactSet

Price data

| | |
|---|--------------------------|
| Ø price 5 days Ø volume 5 days (pcs.) | 25.9538 EUR (0) |
| Ø price 30 days Ø volume 30 days (pcs.) | 25.7400 EUR (0) |
| Ø price 100 days Ø volume 100 days (pcs.) | 26.8708 EUR (0) |
| Ø price 250 days Ø volume 250 days (pcs.) | 23.3906 EUR (0) |
| YTD High date | 29.3367 EUR (2024/01/31) |
| YTD Low date | 23.8807 EUR (2024/03/15) |
| 52 Weeks High date | 29.3367 EUR (2024/01/31) |
| 52 Weeks Low date | 17.0856 EUR (2023/06/01) |

Recent Research

| on sector | | on market | |
|------------|---|-----------------------|---|
| Date | | Headline | Download |
| 2024/04/26 |  | Global Equity Ratings |  |
| 2024/04/03 |  | Global Equity Ratings |  |
| 2024/03/13 |  | Global Equity Ratings |  |
| 2024/02/22 |  | Global Equity Ratings |  |
| 2024/02/14 |  | Global Equity Ratings |  |