

AMGEN INC. FUTURE (AMGF) - EUX/C1

2024/08/07 18:42:58

Price
311.5586 USD

Difference  -5.11% (-16.79)

General attributes

Symbol	AMGFC1
Exchange	Eurex
Currency	USD
Security type	Future
Underlying	AMGEN INC.
Maturity	08-2024
Contract size	100

Market data

Bid (Bid size)	- USD (-)
Ask (Ask size)	- USD (-)
Open	311.5586 USD
High	311.5586 USD
Low	311.5586 USD
Close (prev. day)	328.3519 USD
Underlying	AMGEN INC.
Underlying price (date)	309.51 (24/08/07)
Settlement price (date)	311.56 (24/08/07)
Open Interest	0

Performance and Risk

	6m	1Y	3Y
Perf (%)	+3.76%	+34.36%	-
Perf (abs.)	+11.90	+83.96	-
Beta	-	-	-
Volatility	33.38	26.55	-

Futures and Options

Related Futures	-
Related Options	-

5Y












Information about previous performance does not guarantee future performance.
Source: FactSet

Price data

Ø price 5 days Ø volume 5 days (pcs.)	328.9612 USD (0)
Ø price 30 days Ø volume 30 days (pcs.)	332.3644 USD (0)
Ø price 100 days Ø volume 100 days (pcs.)	295.5255 USD (10)
Ø price 250 days Ø volume 250 days (pcs.)	282.6915 USD (16)
YTD High date	339.5655 USD (2024/07/25)
YTD Low date	263.8986 USD (2024/04/17)
52 Weeks High date	339.5655 USD (2024/07/25)
52 Weeks Low date	250.0324 USD (2023/09/06)

Recent Research

on underlying	on sector	on market	
Date		Headline	Download
2024/07/24		Global Equity Ratings	
2024/07/12		Global Equity Ratings	
2024/06/21		Global Equity Ratings	
2024/06/14		Global Equity Ratings	
2024/05/29		Global Equity Ratings	