

AMGEN INC. FUTURE (AMGF) - EUX/C1

2024/04/19 18:33:19

Price
264.24 USD

Difference  -0.14% (-0.38)

General attributes

Symbol	AMGFC1
Exchange	Eurex
Currency	USD
Security type	Future
Underlying	AMGEN INC.
Maturity	05-2024
Contract size	100

Market data

Bid (Bid size)	- USD (-)
Ask (Ask size)	- USD (-)
Open	264.24 USD
High	264.24 USD
Low	264.24 USD
Close (prev. day)	264.6153 USD
Underlying	AMGEN INC.
Underlying price (date)	268.93 (24/04/19)
Settlement price (date)	264.82 (24/04/19)
Open Interest	0

Performance and Risk

	6m	1Y	3Y
Perf (%)	-5.79%	+7.27%	-
Perf (abs.)	-16.24	+17.91	-
Beta	-	-	-
Volatility	21.27	21.77	-

Futures and Options

Related Futures	-
Related Options	-

5Y












Information about previous performance does not guarantee future performance.
Source: FactSet

Price data

Ø price 5 days Ø volume 5 days (pcs.)	265.12 USD (0)
Ø price 30 days Ø volume 30 days (pcs.)	273.40 USD (13)
Ø price 100 days Ø volume 100 days (pcs.)	285.23 USD (17)
Ø price 250 days Ø volume 250 days (pcs.)	262.64 USD (12)
YTD High date	320.29 USD (2024/02/02)
YTD Low date	263.90 USD (2024/04/17)
52 Weeks High date	320.29 USD (2024/02/02)
52 Weeks Low date	215.60 USD (2023/06/01)

Recent Research

on underlying	on sector	on market	
Date		Headline	Download
2024/04/03		Global Equity Ratings	
2024/03/13		Global Equity Ratings	
2024/02/22		Global Equity Ratings	
2024/02/14		Global Equity Ratings	
2024/01/23		Global Equity Ratings	