

## ALGONQUIN POWER&amp;UTILITIES CORP FUTURE (AQNF) - EUX/C12

2024/09/16 18:46:34

Price  
5.3127 USDDifference  1.25% (0.07)

## General attributes

Symbol	AQNF12
Exchange	Eurex
Currency	USD
Security type	Future
Underlying	ALGONQUIN POWER & UTILITIES CORP
Maturity	08-2025
Contract size	100

## Market data

Bid (Bid size)	- USD (-)
Ask (Ask size)	- USD (-)
Open	5.3127 USD
High	5.3127 USD
Low	5.3127 USD
Close (prev. day)	5.2469 USD
Underlying	ALGONQUIN POWER & UTILITIES CORP
Underlying price (date)	5.53 (24/09/16)
Settlement price (date)	5.31 (24/09/16)
Open Interest	0

## Performance and Risk

	6m	1Y	3Y
Perf (%)	-9.25%	-23.53%	-
Perf (abs.)	-0.54	-1.63	-
Beta	-	-	-
Volatility	51.65	44.91	-

## Futures and Options

Related Futures	-
Related Options	-










5Y

Information about previous performance does not guarantee future performance.  
Source: FactSet

## Price data

Ø price 5 days   Ø volume 5 days (pcs.)	5.2052 USD (0)
Ø price 30 days   Ø volume 30 days (pcs.)	5.2302 USD (0)
Ø price 100 days   Ø volume 100 days (pcs.)	5.5950 USD (0)
Ø price 250 days   Ø volume 250 days (pcs.)	5.6933 USD (0)
YTD High   date	6.5569 USD (2024/05/03)
YTD Low   date	4.8992 USD (2024/08/14)
52 Weeks High   date	6.9226 USD (2023/09/18)
52 Weeks Low   date	4.5451 USD (2023/10/30)

## Recent Research

on sector		
Date	Headline	Download
2024/09/17	 Akciové trhy - denní zpráva	
2024/09/16	 Akciové trhy - denní zpráva	
2024/09/13	 Akciové trhy - denní zpráva	
2024/09/12	 Akciové trhy - denní zpráva	
2024/09/11	 Global Equity Ratings	