

ACCIONA S.A. FUTURE (ANAG) - EUX/C1

2024/09/02 18:39:41

Price
124.2381 EURDifference  1.36% (1.66)

General attributes

Symbol	ANAGC1
Exchange	Eurex
Currency	EUR
Security type	Future
Underlying	ACCIONA SA EUR1
Maturity	09-2024
Contract size	100

Market data

Bid (Bid size)	- EUR (-)
Ask (Ask size)	- EUR (-)
Open	124.2381 EUR
High	124.2381 EUR
Low	124.2381 EUR
Close (prev. day)	122.5734 EUR
Underlying	ACCIONA SA EUR1
Underlying price (date)	124.00 (24/09/02)
Settlement price (date)	124.24 (24/09/02)
Open Interest	244

Performance and Risk

	6m	1Y	3Y
Perf (%)	+16.21%	-4.57%	-
Perf (abs.)	+17.33	-5.95	-
Beta	-	-	-
Volatility	29.31	29.43	-

Futures and Options

Related Futures	-
Related Options	-

5Y












Information about previous performance does not guarantee future performance.
Source: FactSet

Price data

Ø price 5 days Ø volume 5 days (pcs.)	123.4026 EUR (0)
Ø price 30 days Ø volume 30 days (pcs.)	119.1541 EUR (0)
Ø price 100 days Ø volume 100 days (pcs.)	115.1705 EUR (0)
Ø price 250 days Ø volume 250 days (pcs.)	118.7783 EUR (1)
YTD High date	131.9477 EUR (2024/01/02)
YTD Low date	100.4738 EUR (2024/02/28)
52 Weeks High date	135.9544 EUR (2023/12/08)
52 Weeks Low date	100.4738 EUR (2024/02/28)

Recent Research

on sector		on market	
Date		Headline	Download
2024/08/12		Global Equity Ratings	
2024/07/24		Global Equity Ratings	
2024/07/12		Global Equity Ratings	
2024/06/21		Global Equity Ratings	
2024/06/14		Global Equity Ratings	