

ALSTOM S.A. FUTURE (AOMJ) - EUX/C10

2024/07/26 18:34:51

Price
18.3095 EURDifference  2.15% (0.39)

General attributes

Symbol	AOMJC10
Exchange	Eurex
Currency	EUR
Security type	Future
Underlying	ALSTOM SA
Maturity	05-2025
Contract size	106

Market data

Bid (Bid size)	- EUR (-)
Ask (Ask size)	- EUR (-)
Open	18.3095 EUR
High	18.3095 EUR
Low	18.3095 EUR
Close (prev. day)	17.9237 EUR
Underlying	ALSTOM SA
Underlying price (date)	18.00 (24/07/26)
Settlement price (date)	18.31 (24/07/26)
Open Interest	0

Performance and Risk

	6m	1Y	3Y
Perf (%)	+51.90%	-34.26%	-
Perf (abs.)	+6.26	-9.54	-
Beta	-	-	-
Volatility	38.07	66.75	-

Futures and Options

Related Futures	-
Related Options	-











Information about previous performance does not guarantee future performance.
Source: FactSet

Price data

Ø price 5 days Ø volume 5 days (pcs.)	18.3263 EUR (0)
Ø price 30 days Ø volume 30 days (pcs.)	17.3411 EUR (0)
Ø price 100 days Ø volume 100 days (pcs.)	15.3141 EUR (0)
Ø price 250 days Ø volume 250 days (pcs.)	15.9570 EUR (0)
YTD High date	18.5967 EUR (2024/07/23)
YTD Low date	11.2861 EUR (2024/01/19)
52 Weeks High date	29.1290 EUR (2023/07/27)
52 Weeks Low date	11.0138 EUR (2023/12/13)

Recent Research

on underlying	on sector	on market	
Date		Headline	Download
2022/05/04		Global Equity Ratings	
2022/04/27		Global Equity Ratings	
2022/04/14		Global Equity Ratings	
2022/03/29		Global Equity Ratings	
2022/03/10		Global Equity Ratings	