

AMERICAN AIRLINES GROUP INC. FUTURE (ALFF) - EUX/C12

2024/04/24 18:35:07

Price
14.4493 USD

Difference  -2.76% (-0.41)

General attributes

Symbol	ALFFC12
Exchange	Eurex
Currency	USD
Security type	Future
Underlying	AMERICAN AIRLINES GROUP INC.
Maturity	04-2025
Contract size	100

Market data

Bid (Bid size)	- USD (-)
Ask (Ask size)	- USD (-)
Open	14.4493 USD
High	14.4493 USD
Low	14.4493 USD
Close (prev. day)	14.8593 USD
Underlying	AMERICAN AIRLINES GROUP INC.
Underlying price (date)	13.92 (24/04/24)
Settlement price (date)	14.45 (24/04/24)
Open Interest	0

Performance and Risk

	6m	1Y	3Y
Perf (%)	+27.40%	+8.67%	-
Perf (abs.)	+3.20	+1.19	-
Beta	-	-	-
Volatility	40.14	36.99	-

Futures and Options

Related Futures	-
Related Options	-

5Y












Information about previous performance does not guarantee future performance.
Source: FactSet

Price data

Ø price 5 days Ø volume 5 days (pcs.)	14.5843 USD (0)
Ø price 30 days Ø volume 30 days (pcs.)	14.6056 USD (0)
Ø price 100 days Ø volume 100 days (pcs.)	14.6673 USD (0)
Ø price 250 days Ø volume 250 days (pcs.)	14.8382 USD (0)
YTD High date	16.1532 USD (2024/02/27)
YTD Low date	13.2221 USD (2024/01/16)
52 Weeks High date	19.4467 USD (2023/07/11)
52 Weeks Low date	11.3616 USD (2023/11/01)

Recent Research

on sector		on market	
Date		Headline	Download
2024/04/03		Global Equity Ratings	
2024/03/13		Global Equity Ratings	
2024/02/22		Global Equity Ratings	
2024/02/14		Global Equity Ratings	
2024/01/23		Global Equity Ratings	