

## ASML HOLDING N.V. FUTURE (ASMH) - EUX/C11

2024/07/26 18:34:53

Price  
**843.1636** EURDifference  2.62% (21.55)

## General attributes

Symbol	ASMHC11
Exchange	Eurex
Currency	EUR
Security type	Future
Underlying	ASML HOLDING N.V.
Maturity	06-2025
Contract size	100

## Market data

Bid (Bid size)	- EUR (-)
Ask (Ask size)	- EUR (-)
Open	843.1636 EUR
High	843.1636 EUR
Low	843.1636 EUR
Close (prev. day)	821.6121 EUR
Underlying	ASML HOLDING N.V.
Underlying price (date)	820.50 (24/07/26)
Settlement price (date)	843.16 (24/07/26)
Open Interest	0

## Performance and Risk

	6m	1Y	3Y
Perf (%)	+3.02%	+32.82%	-
Perf (abs.)	+24.72	+208.35	-
Beta	-	-	-
Volatility	47.25	37.12	-

## Futures and Options

Related Futures	-
Related Options	-










Information about previous performance does not guarantee future performance.  
Source: FactSet

## Price data

Ø price 5 days   Ø volume 5 days (pcs.)	855.8553 EUR (0)
Ø price 30 days   Ø volume 30 days (pcs.)	954.4817 EUR (0)
Ø price 100 days   Ø volume 100 days (pcs.)	924.2346 EUR (0)
Ø price 250 days   Ø volume 250 days (pcs.)	746.5674 EUR (0)
YTD High   date	1,029.6432 EUR (2024/07/12)
YTD Low   date	660.0649 EUR (2024/01/05)
52 Weeks High   date	1,029.6432 EUR (2024/07/12)
52 Weeks Low   date	557.2606 EUR (2023/09/26)

## Recent Research

on underlying	on sector	on market	
Date		Headline	Download
2024/07/24		Global Equity Ratings	
2024/07/12		Global Equity Ratings	
2024/06/21		Global Equity Ratings	
2024/06/14		Global Equity Ratings	
2024/05/29		Global Equity Ratings	

5Y