

ASML HOLDING N.V. FUTURE (ASMH) - EUX/C11

2024/05/06 18:29:19

Price
869.8903 EURDifference  1.24% (10.67)

General attributes

Symbol	ASMHC11
Exchange	Eurex
Currency	EUR
Security type	Future
Underlying	ASML HOLDING N.V.
Maturity	04-2025
Contract size	100

Market data

Bid (Bid size)	- EUR (-)
Ask (Ask size)	- EUR (-)
Open	869.8903 EUR
High	869.8903 EUR
Low	869.8903 EUR
Close (prev. day)	859.221 EUR
Underlying	ASML HOLDING N.V.
Underlying price (date)	870.80 (24/05/31)
Settlement price (date)	895.13 (24/05/31)
Open Interest	0

Performance and Risk

	6m	1Y	3Y
Perf (%)	+51.13%	+45.43%	-
Perf (abs.)	+289.71	+267.50	-
Beta	-	-	-
Volatility	31.37	30.32	-

Futures and Options

Related Futures	-
Related Options	-

5Y












Information about previous performance does not guarantee future performance.
Source: FactSet

Price data

Ø price 5 days Ø volume 5 days (pcs.)	865.4409 EUR (0)
Ø price 30 days Ø volume 30 days (pcs.)	903.6550 EUR (0)
Ø price 100 days Ø volume 100 days (pcs.)	825.2251 EUR (0)
Ø price 250 days Ø volume 250 days (pcs.)	709.3705 EUR (0)
YTD High date	975.7825 EUR (2024/03/07)
YTD Low date	660.0649 EUR (2024/01/05)
52 Weeks High date	975.7825 EUR (2024/03/07)
52 Weeks Low date	557.2606 EUR (2023/09/26)

Recent Research

on underlying	on sector	on market	
Date		Headline	Download
2024/05/29		Global Equity Ratings	
2024/04/26		Global Equity Ratings	
2024/04/03		Global Equity Ratings	
2024/03/13		Global Equity Ratings	
2024/02/22		Global Equity Ratings	