

ALLIANZ SE FUTURE (ALVG) - EUX/C12

2024/05/06 18:29:17

Price
267.1625 EUR

Difference  1.93% (5.05)

General attributes

Symbol	ALVGC12
Exchange	Eurex
Currency	EUR
Security type	Future
Underlying	ALLIANZ SE
Maturity	05-2025
Contract size	100

Market data

Bid (Bid size)	- EUR (-)
Ask (Ask size)	- EUR (-)
Open	267.1625 EUR
High	267.1625 EUR
Low	267.1625 EUR
Close (prev. day)	262.1118 EUR
Underlying	ALLIANZ SE
Underlying price (date)	263.40 (24/06/04)
Settlement price (date)	268.95 (24/06/03)
Open Interest	0

Performance and Risk

	6m	1Y	3Y
Perf (%)	+21.67%	+19.49%	-
Perf (abs.)	+47.59	+43.57	-
Beta	-	-	-
Volatility	15.71	17.35	-

Futures and Options

Related Futures	-
Related Options	-

5Y












Information about previous performance does not guarantee future performance.
Source: FactSet

Price data

Ø price 5 days Ø volume 5 days (pcs.)	264.8388 EUR (0)
Ø price 30 days Ø volume 30 days (pcs.)	266.0263 EUR (0)
Ø price 100 days Ø volume 100 days (pcs.)	252.5372 EUR (0)
Ø price 250 days Ø volume 250 days (pcs.)	231.9208 EUR (0)
YTD High date	276.3125 EUR (2024/03/28)
YTD Low date	237.8775 EUR (2024/01/11)
52 Weeks High date	276.3125 EUR (2024/03/28)
52 Weeks Low date	197.3475 EUR (2023/05/31)

Recent Research

on underlying	on sector	on market	
Date		Headline	Download
2024/05/29		Global Equity Ratings	
2024/04/26		Global Equity Ratings	
2024/04/03		Global Equity Ratings	
2024/03/13		Global Equity Ratings	
2024/02/22		Global Equity Ratings	