

# AMGEN INC. FUTURE (AMGF) - EUX/C13

2024/04/17 18:36:10

**Price**  
**268.9655** USD

**Difference**  **-0.47% (-1.28)**

### General attributes

Symbol	AMGFC13
Exchange	Eurex
Currency	USD
Security type	Future
Underlying	AMGEN INC.
Maturity	04-2025
Contract size	100

### Market data

Bid (Bid size)	- USD (-)
Ask (Ask size)	- USD (-)
Open	268.9655 USD
High	268.9655 USD
Low	268.9655 USD
Close (prev. day)	270.2406 USD
Underlying	AMGEN INC.
Underlying price (date)	264.07 (24/04/17)
Settlement price (date)	268.97 (24/04/17)
Open Interest	0

### Performance and Risk

	6m	1Y	3Y
Perf (%)	-8.38%	+5.90%	-
Perf (abs.)	-24.62	+14.98	-
Beta	-	-	-
Volatility	22.45	22.69	-

### Futures and Options

Related Futures	-
Related Options	-

5Y












Information about previous performance does not guarantee future performance.  
Source: FactSet

### Price data

Ø price 5 days   Ø volume 5 days (pcs.)	271.9543 USD (0)
Ø price 30 days   Ø volume 30 days (pcs.)	279.7392 USD (0)
Ø price 100 days   Ø volume 100 days (pcs.)	292.1269 USD (0)
Ø price 250 days   Ø volume 250 days (pcs.)	268.9955 USD (0)
YTD High   date	329.2756 USD (2024/02/02)
YTD Low   date	268.9655 USD (2024/04/17)
52 Weeks High   date	329.2756 USD (2024/02/02)
52 Weeks Low   date	219.5186 USD (2023/06/01)

### Recent Research

on underlying	on sector	on market	
Date		Headline	Download
2024/04/03		Global Equity Ratings	
2024/03/13		Global Equity Ratings	
2024/02/22		Global Equity Ratings	
2024/02/14		Global Equity Ratings	
2024/01/23		Global Equity Ratings	