

# VONOVIA SE FUTURE (ANNG) - EUX/C12

2024/07/16 18:49:52

**Price**  
**28.4693** EUR

**Difference**  **-0.52% (-0.15)**

### General attributes

Symbol	ANNGC12
Exchange	Eurex
Currency	EUR
Security type	Future
Underlying	VONOVIA SE
Maturity	06-2025
Contract size	100

### Market data

Bid (Bid size)	- EUR (-)
Ask (Ask size)	- EUR (-)
Open	28.4693 EUR
High	28.4693 EUR
Low	28.4693 EUR
Close (prev. day)	28.6189 EUR
Underlying	VONOVIA SE
Underlying price (date)	28.34 (24/07/17)
Settlement price (date)	28.47 (24/07/16)
Open Interest	0

### Performance and Risk

	6m	1Y	3Y
Perf (%)	+3.20%	+44.57%	-
Perf (abs.)	+0.88	+8.78	-
Beta	-	-	-
Volatility	36.48	37.85	-

### Futures and Options

Related Futures	-
Related Options	-

5Y












Information about previous performance does not guarantee future performance.  
Source: FactSet

### Price data

Ø price 5 days   Ø volume 5 days (pcs.)	28.7264 EUR (0)
Ø price 30 days   Ø volume 30 days (pcs.)	27.4042 EUR (0)
Ø price 100 days   Ø volume 100 days (pcs.)	26.2639 EUR (0)
Ø price 250 days   Ø volume 250 days (pcs.)	24.9370 EUR (0)
YTD High   date	29.3913 EUR (2024/01/31)
YTD Low   date	23.9511 EUR (2024/03/15)
52 Weeks High   date	29.3913 EUR (2024/01/31)
52 Weeks Low   date	19.2572 EUR (2023/07/17)

### Recent Research

on sector		on market	
Date		Headline	Download
2024/07/12		Global Equity Ratings	
2024/06/21		Global Equity Ratings	
2024/06/14		Global Equity Ratings	
2024/05/29		Global Equity Ratings	
2024/04/26		Global Equity Ratings	