

VONOVIA SE FUTURE (ANNG) - EUX/C12

2024/06/21 19:16:55

Price
26.1176 EUR

Difference  **-1.42% (-0.38)**

General attributes

Symbol	ANNGC12
Exchange	Eurex
Currency	EUR
Security type	Future
Underlying	VONOVIA SE
Maturity	06-2025
Contract size	100

Market data

Bid (Bid size)	- EUR (-)
Ask (Ask size)	- EUR (-)
Open	26.1176 EUR
High	26.1176 EUR
Low	26.1176 EUR
Close (prev. day)	26.4928 EUR
Underlying	VONOVIA SE
Underlying price (date)	26.61 (24/06/25)
Settlement price (date)	26.38 (24/06/24)
Open Interest	0

Performance and Risk

	6m	1Y	3Y
Perf (%)	-8.57%	+44.47%	-
Perf (abs.)	-2.45	+8.04	-
Beta	-	-	-
Volatility	34.48	38.84	-

Futures and Options

Related Futures	-
Related Options	-












Information about previous performance does not guarantee future performance.
Source: FactSet

Price data

Ø price 5 days Ø volume 5 days (pcs.)	26.2132 EUR (0)
Ø price 30 days Ø volume 30 days (pcs.)	- EUR (-)
Ø price 100 days Ø volume 100 days (pcs.)	26.2840 EUR (0)
Ø price 250 days Ø volume 250 days (pcs.)	24.3942 EUR (0)
YTD High date	29.3913 EUR (2024/01/31)
YTD Low date	23.9511 EUR (2024/03/15)
52 Weeks High date	29.3913 EUR (2024/01/31)
52 Weeks Low date	17.3779 EUR (2023/06/26)

Recent Research

on sector		on market	
Date		Headline	Download
2024/06/21		Global Equity Ratings	
2024/06/14		Global Equity Ratings	
2024/05/29		Global Equity Ratings	
2024/04/26		Global Equity Ratings	
2024/04/03		Global Equity Ratings	