

VONOVIA SE FUTURE (ANNG) - EUX/C12

2024/04/30 18:38:59

Price
26.3199 EUR

Difference  3.87% (0.98)

General attributes

Symbol	ANNGC12
Exchange	Eurex
Currency	EUR
Security type	Future
Underlying	VONOVIA SE
Maturity	05-2025
Contract size	100

Market data

Bid (Bid size)	- EUR (-)
Ask (Ask size)	- EUR (-)
Open	26.3199 EUR
High	26.3199 EUR
Low	26.3199 EUR
Close (prev. day)	25.3382 EUR
Underlying	VONOVIA SE
Underlying price (date)	26.98 (24/06/14)
Settlement price (date)	26.89 (24/06/14)
Open Interest	0

Performance and Risk

	6m	1Y	3Y
Perf (%)	+24.48%	+37.75%	-
Perf (abs.)	+5.18	+7.21	-
Beta	-	-	-
Volatility	38.60	38.31	-

Futures and Options

Related Futures	-
Related Options	-












5Y

Information about previous performance does not guarantee future performance.
Source: FactSet

Price data

Ø price 5 days Ø volume 5 days (pcs.)	25.1317 EUR (0)
Ø price 30 days Ø volume 30 days (pcs.)	25.5935 EUR (0)
Ø price 100 days Ø volume 100 days (pcs.)	26.8735 EUR (0)
Ø price 250 days Ø volume 250 days (pcs.)	23.4162 EUR (0)
YTD High date	29.3913 EUR (2024/01/31)
YTD Low date	23.9511 EUR (2024/03/15)
52 Weeks High date	29.3913 EUR (2024/01/31)
52 Weeks Low date	17.1332 EUR (2023/06/01)

Recent Research

on sector	on market	Date	Headline	Download
		2024/06/14	 Global Equity Ratings	
		2024/05/29	 Global Equity Ratings	
		2024/04/26	 Global Equity Ratings	
		2024/04/03	 Global Equity Ratings	
		2024/03/13	 Global Equity Ratings	