

AMAZON.COM INC. FUTURE (AMZF) - EUX/C4

2024/03/25 18:39:39

Price
186.7723 USD

Difference  **-0.11% (-0.20)**

General attributes

Symbol	AMZFC4
Exchange	Eurex
Currency	USD
Security type	Future
Underlying	AMAZON.COM INC.
Maturity	12-2024
Contract size	2,000

Market data

Bid (Bid size)	- USD (-)
Ask (Ask size)	- USD (-)
Open	186.7723 USD
High	186.7723 USD
Low	186.7723 USD
Close (prev. day)	186.9759 USD
Underlying	AMAZON.COM INC.
Underlying price (date)	186.49 (24/09/13)
Settlement price (date)	190.00 (24/09/13)
Open Interest	165

Performance and Risk

	6m	1Y	3Y
Perf (%)	+24.69%	+84.73%	-
Perf (abs.)	+36.98	+85.67	-
Beta	-	-	-
Volatility	36.29	39.58	-

Futures and Options

Related Futures	-
Related Options	-












Information about previous performance does not guarantee future performance.
Source: FactSet

Price data

Ø price 5 days Ø volume 5 days (pcs.)	185.4085 USD (0)
Ø price 30 days Ø volume 30 days (pcs.)	181.4516 USD (0)
Ø price 100 days Ø volume 100 days (pcs.)	171.5288 USD (0)
Ø price 250 days Ø volume 250 days (pcs.)	152.8674 USD (0)
YTD High date	186.9759 USD (2024/03/21)
YTD Low date	153.1600 USD (2024/01/05)
52 Weeks High date	186.9759 USD (2024/03/21)
52 Weeks Low date	101.0847 USD (2023/03/27)

Recent Research

on underlying	on sector	on market	
Date		Headline	Download
2024/09/11		Global Equity Ratings	
2024/09/05		Global Equity Ratings	
2024/08/12		Global Equity Ratings	
2024/07/24		Global Equity Ratings	
2024/07/12		Global Equity Ratings	