

## ANDRITZ AG FUTURE (ANDF) - EUX/C1

2024/07/26 18:34:50

Price  
**56.3806** EURDifference  -1.76% (-1.01)

## General attributes

Symbol	ANDFC1
Exchange	Eurex
Currency	EUR
Security type	Future
Underlying	ANDRITZ AG
Maturity	08-2024
Contract size	100

## Market data

Bid (Bid size)	- EUR (-)
Ask (Ask size)	- EUR (-)
Open	56.3806 EUR
High	56.3806 EUR
Low	56.3806 EUR
Close (prev. day)	57.3893 EUR
Underlying	ANDRITZ AG
Underlying price (date)	56.25 (24/07/26)
Settlement price (date)	56.38 (24/07/26)
Open Interest	0

## Performance and Risk

	6m	1Y	3Y
Perf (%)	-4.74%	+17.24%	-
Perf (abs.)	-2.80	+8.29	-
Beta	-	-	-
Volatility	28.19	25.99	-

## Futures and Options

Related Futures	-
Related Options	-












Information about previous performance does not guarantee future performance.  
Source: FactSet

## Price data

Ø price 5 days   Ø volume 5 days (pcs.)	56.5133 EUR (0)
Ø price 30 days   Ø volume 30 days (pcs.)	56.8836 EUR (0)
Ø price 100 days   Ø volume 100 days (pcs.)	56.6779 EUR (0)
Ø price 250 days   Ø volume 250 days (pcs.)	52.4895 EUR (4)
YTD High   date	61.3456 EUR (2024/02/22)
YTD Low   date	51.3663 EUR (2024/04/26)
52 Weeks High   date	61.3456 EUR (2024/02/22)
52 Weeks Low   date	42.1967 EUR (2023/10/27)

## Recent Research

on sector		on market	
Date		Headline	Download
2024/07/24		Global Equity Ratings	
2024/07/12		Global Equity Ratings	
2024/06/21		Global Equity Ratings	
2024/06/14		Global Equity Ratings	
2024/05/29		Global Equity Ratings	