

ANDRITZ AG FUTURE (ANDF) - EUX/C1

2024/05/03 18:32:39

Price
52.3297 EURDifference  0.86% (0.45)

General attributes

Symbol	ANDFC1
Exchange	Eurex
Currency	EUR
Security type	Future
Underlying	ANDRITZ AG
Maturity	05-2024
Contract size	100

Market data

Bid (Bid size)	- EUR (-)
Ask (Ask size)	- EUR (-)
Open	52.3297 EUR
High	52.3297 EUR
Low	52.3297 EUR
Close (prev. day)	51.883 EUR
Underlying	ANDRITZ AG
Underlying price (date)	52.25 (24/05/03)
Settlement price (date)	52.33 (24/05/03)
Open Interest	0

Performance and Risk

	6m	1Y	3Y
Perf (%)	+9.45%	-11.12%	-
Perf (abs.)	+4.52	-6.55	-
Beta	-	-	-
Volatility	21.70	24.43	-

Futures and Options

Related Futures	-
Related Options	-












Information about previous performance does not guarantee future performance.
Source: FactSet

Price data

Ø price 5 days Ø volume 5 days (pcs.)	51.8847 EUR (0)
Ø price 30 days Ø volume 30 days (pcs.)	56.1124 EUR (0)
Ø price 100 days Ø volume 100 days (pcs.)	56.5839 EUR (10)
Ø price 250 days Ø volume 250 days (pcs.)	51.8056 EUR (4)
YTD High date	61.3456 EUR (2024/02/22)
YTD Low date	51.3663 EUR (2024/04/26)
52 Weeks High date	61.3456 EUR (2024/02/22)
52 Weeks Low date	42.1967 EUR (2023/10/27)

Recent Research

on sector		on market	
Date		Headline	Download
2024/04/26		Global Equity Ratings	
2024/04/03		Global Equity Ratings	
2024/03/13		Global Equity Ratings	
2024/02/22		Global Equity Ratings	
2024/02/14		Global Equity Ratings	