

ANDRITZ AG FUTURE (ANDF) - EUX/C1

2024/05/06 18:29:18

Price
53.0634 EURDifference  1.40% (0.73)

General attributes

Symbol	ANDFC1
Exchange	Eurex
Currency	EUR
Security type	Future
Underlying	ANDRITZ AG
Maturity	06-2024
Contract size	100

Market data

Bid (Bid size)	- EUR (-)
Ask (Ask size)	- EUR (-)
Open	53.0634 EUR
High	53.0634 EUR
Low	53.0634 EUR
Close (prev. day)	52.3297 EUR
Underlying	ANDRITZ AG
Underlying price (date)	54.00 (24/05/30)
Settlement price (date)	54.23 (24/05/29)
Open Interest	0

Performance and Risk

	6m	1Y	3Y
Perf (%)	+12.33%	-9.17%	-
Perf (abs.)	+5.83	-5.35	-
Beta	-	-	-
Volatility	21.70	24.45	-

Futures and Options

Related Futures	-
Related Options	-










Information about previous performance does not guarantee future performance.
Source: FactSet

Price data

Ø price 5 days Ø volume 5 days (pcs.)	52.2242 EUR (0)
Ø price 30 days Ø volume 30 days (pcs.)	55.9572 EUR (0)
Ø price 100 days Ø volume 100 days (pcs.)	56.5926 EUR (10)
Ø price 250 days Ø volume 250 days (pcs.)	51.7865 EUR (4)
YTD High date	61.3456 EUR (2024/02/22)
YTD Low date	51.3663 EUR (2024/04/26)
52 Weeks High date	61.3456 EUR (2024/02/22)
52 Weeks Low date	42.1967 EUR (2023/10/27)

Recent Research

on sector		on market	
Date		Headline	Download
2024/05/29		Global Equity Ratings	
2024/04/26		Global Equity Ratings	
2024/04/03		Global Equity Ratings	
2024/03/13		Global Equity Ratings	
2024/02/22		Global Equity Ratings	