

## ACCIONA S.A. FUTURE (ANAG) - EUX/C13

2024/06/21 19:16:55

Price  
**111.6943** EURDifference  -1.11% (-1.26)

## General attributes

Symbol	ANAGC13
Exchange	Eurex
Currency	EUR
Security type	Future
Underlying	ACCIONA SA EUR1
Maturity	07-2025
Contract size	100

## Market data

Bid (Bid size)	- EUR (-)
Ask (Ask size)	- EUR (-)
Open	111.6943 EUR
High	111.6943 EUR
Low	111.6943 EUR
Close (prev. day)	112.9516 EUR
Underlying	ACCIONA SA EUR1
Underlying price (date)	114.00 (24/07/11)
Settlement price (date)	114.17 (24/07/11)
Open Interest	0

## Performance and Risk

	6m	1Y	3Y
Perf (%)	-16.52%	-28.56%	-
Perf (abs.)	-22.10	-44.65	-
Beta	-	-	-
Volatility	34.93	31.22	-

## Futures and Options

Related Futures	-
Related Options	-

5Y












Information about previous performance does not guarantee future performance.  
Source: FactSet

## Price data

Ø price 5 days   Ø volume 5 days (pcs.)	111.6187 EUR (0)
Ø price 30 days   Ø volume 30 days (pcs.)	- EUR (-)
Ø price 100 days   Ø volume 100 days (pcs.)	110.1944 EUR (0)
Ø price 250 days   Ø volume 250 days (pcs.)	122.9085 EUR (0)
YTD High   date	132.2820 EUR (2024/01/02)
YTD Low   date	99.7796 EUR (2024/02/28)
52 Weeks High   date	155.8719 EUR (2023/06/27)
52 Weeks Low   date	99.7796 EUR (2024/02/28)

## Recent Research

on sector		on market	
Date		Headline	Download
2024/06/21		Global Equity Ratings	
2024/06/14		Global Equity Ratings	
2024/05/29		Global Equity Ratings	
2024/04/26		Global Equity Ratings	
2024/04/03		Global Equity Ratings	