

ALCON AG FUTURE (ALCF) - EUX/C10

2024/05/06 18:29:17

Price
73.0923 CHFDifference  0.54% (0.39)

General attributes

Symbol	ALCFC10
Exchange	Eurex
Currency	CHF
Security type	Future
Underlying	ALCON AG
Maturity	02-2025
Contract size	100

Market data

Bid (Bid size)	- CHF (-)
Ask (Ask size)	- CHF (-)
Open	73.0923 CHF
High	73.0923 CHF
Low	73.0923 CHF
Close (prev. day)	72.7027 CHF
Underlying	ALCON AG
Underlying price (date)	80.32 (24/05/06)
Settlement price (date)	73.09 (24/05/06)
Open Interest	0

Performance and Risk

	6m	1Y	3Y
Perf (%)	+7.44%	+9.64%	-
Perf (abs.)	+5.03	+6.39	-
Beta	-	-	-
Volatility	20.57	20.29	-

Futures and Options

Related Futures	-
Related Options	-

5Y











Information about previous performance does not guarantee future performance.
Source: FactSet

Price data

Ø price 5 days Ø volume 5 days (pcs.)	72.1092 CHF (0)
Ø price 30 days Ø volume 30 days (pcs.)	74.3647 CHF (0)
Ø price 100 days Ø volume 100 days (pcs.)	70.8524 CHF (0)
Ø price 250 days Ø volume 250 days (pcs.)	70.9360 CHF (0)
YTD High date	77.9549 CHF (2024/03/12)
YTD Low date	64.6253 CHF (2024/01/05)
52 Weeks High date	77.9549 CHF (2024/03/12)
52 Weeks Low date	25.4460 CHF (2023/12/14)

Recent Research

on sector		on market	
Date		Headline	Download
2024/04/26		Global Equity Ratings	
2024/04/03		Global Equity Ratings	
2024/03/13		Global Equity Ratings	
2024/02/22		Global Equity Ratings	
2024/02/14		Global Equity Ratings	