

ARGENX SE FUTURE (ARGF) - EUX/C11

2024/07/16 18:49:53

Price
444.9379 EUR

Difference  1.02% (4.50)

General attributes

Symbol	ARGFC11
Exchange	Eurex
Currency	EUR
Security type	Future
Underlying	ARGENX SE
Maturity	05-2025
Contract size	100

Market data

Bid (Bid size)	- EUR (-)
Ask (Ask size)	- EUR (-)
Open	444.9379 EUR
High	444.9379 EUR
Low	444.9379 EUR
Close (prev. day)	440.4373 EUR
Underlying	ARGENX SE
Underlying price (date)	428.10 (24/07/17)
Settlement price (date)	444.94 (24/07/16)
Open Interest	0

Performance and Risk

	6m	1Y	3Y
Perf (%)	+23.59%	+28.78%	-
Perf (abs.)	+84.93	+99.45	-
Beta	-	-	-
Volatility	45.79	51.29	-

Futures and Options

Related Futures	-
Related Options	-

5Y












Information about previous performance does not guarantee future performance.
Source: FactSet

Price data

Ø price 5 days Ø volume 5 days (pcs.)	443.6329 EUR (0)
Ø price 30 days Ø volume 30 days (pcs.)	398.0901 EUR (0)
Ø price 100 days Ø volume 100 days (pcs.)	371.2466 EUR (0)
Ø price 250 days Ø volume 250 days (pcs.)	422.3667 EUR (0)
YTD High date	445.5236 EUR (2024/07/12)
YTD Low date	337.9317 EUR (2024/03/20)
52 Weeks High date	508.7708 EUR (2023/09/11)
52 Weeks Low date	309.0944 EUR (2023/12/21)

Recent Research

on sector		on market	
Date		Headline	Download
2024/07/12		Global Equity Ratings	
2024/06/21		Global Equity Ratings	
2024/06/14		Global Equity Ratings	
2024/05/29		Global Equity Ratings	
2024/04/26		Global Equity Ratings	