

ARGENX SE FUTURE (ARGF) - EUX/C1

2024/07/16 18:49:53

Price
431.043 EUR

Difference  1.02% (4.35)

General attributes

Symbol	ARGFC1
Exchange	Eurex
Currency	EUR
Security type	Future
Underlying	ARGENX SE
Maturity	07-2024
Contract size	100

Market data

Bid (Bid size)	- EUR (-)
Ask (Ask size)	- EUR (-)
Open	431.043 EUR
High	431.043 EUR
Low	431.043 EUR
Close (prev. day)	426.6887 EUR
Underlying	ARGENX SE
Underlying price (date)	428.20 (24/07/17)
Settlement price (date)	431.04 (24/07/16)
Open Interest	0

Performance and Risk

	6m	1Y	3Y
Perf (%)	+23.47%	+28.97%	-
Perf (abs.)	+81.93	+96.82	-
Beta	-	-	-
Volatility	45.79	51.40	-

Futures and Options

Related Futures	-
Related Options	-













Information about previous performance does not guarantee future performance.
Source: FactSet

Price data

Ø price 5 days Ø volume 5 days (pcs.)	429.789 EUR (0)
Ø price 30 days Ø volume 30 days (pcs.)	385.670 EUR (8)
Ø price 100 days Ø volume 100 days (pcs.)	359.794 EUR (3)
Ø price 250 days Ø volume 250 days (pcs.)	408.825 EUR (3)
YTD High date	431.634 EUR (2024/07/12)
YTD Low date	327.355 EUR (2024/03/20)
52 Weeks High date	491.905 EUR (2023/09/11)
52 Weeks Low date	299.647 EUR (2023/12/21)

Recent Research

on sector		on market	
Date		Headline	Download
2024/07/12		Global Equity Ratings	
2024/06/21		Global Equity Ratings	
2024/06/14		Global Equity Ratings	
2024/05/29		Global Equity Ratings	
2024/04/26		Global Equity Ratings	

5Y