

## ALSTOM S.A. FUTURE (AOMJ) - EUX/C11

2024/05/06 18:29:18

Price  
16.102 EURDifference  0.21% (0.03)

## General attributes

Symbol	AOMJC11
Exchange	Eurex
Currency	EUR
Security type	Future
Underlying	ALSTOM SA
Maturity	04-2025
Contract size	100

## Market data

Bid (Bid size)	- EUR (-)
Ask (Ask size)	- EUR (-)
Open	16.102 EUR
High	16.102 EUR
Low	16.102 EUR
Close (prev. day)	16.0677 EUR
Underlying	ALSTOM SA
Underlying price (date)	18.195 (24/05/20)
Settlement price (date)	18.40 (24/05/17)
Open Interest	0

## Performance and Risk

	6m	1Y	3Y
Perf (%)	+14.61%	-31.62%	-
Perf (abs.)	+2.05	-7.45	-
Beta	-	-	-
Volatility	48.54	62.19	-

## Futures and Options

Related Futures	-
Related Options	-












Information about previous performance does not guarantee future performance.  
Source: FactSet

## Price data

Ø price 5 days   Ø volume 5 days (pcs.)	15.874 EUR (0)
Ø price 30 days   Ø volume 30 days (pcs.)	14.995 EUR (0)
Ø price 100 days   Ø volume 100 days (pcs.)	13.011 EUR (0)
Ø price 250 days   Ø volume 250 days (pcs.)	18.602 EUR (0)
YTD High   date	16.102 EUR (2024/05/06)
YTD Low   date	11.313 EUR (2024/01/19)
52 Weeks High   date	29.238 EUR (2023/07/27)
52 Weeks Low   date	11.040 EUR (2023/12/13)

## Recent Research

on underlying	on sector	on market	
Date		Headline	Download
2022/05/04		Global Equity Ratings	
2022/04/27		Global Equity Ratings	
2022/04/14		Global Equity Ratings	
2022/03/29		Global Equity Ratings	
2022/03/10		Global Equity Ratings	