

ALSTOM S.A. FUTURE (AOMJ) - EUX/C11

2024/04/19 18:41:24

Price
15.5877 EURDifference  -0.00% (-0.00)

General attributes

| | |
|---------------|-----------|
| Symbol | AOMJC11 |
| Exchange | Eurex |
| Currency | EUR |
| Security type | Future |
| Underlying | ALSTOM SA |
| Maturity | 03-2025 |
| Contract size | 100 |

Market data

| | |
|-------------------------|------------------|
| Bid (Bid size) | - EUR (-) |
| Ask (Ask size) | - EUR (-) |
| Open | 15.5877 EUR |
| High | 15.5877 EUR |
| Low | 15.5877 EUR |
| Close (prev. day) | 15.5878 EUR |
| Underlying | ALSTOM SA |
| Underlying price (date) | 15.10 (24/04/19) |
| Settlement price (date) | 15.62 (24/04/19) |
| Open Interest | 0 |

Performance and Risk

| | 6m | 1Y | 3Y |
|-------------|---------|---------|----|
| Perf (%) | +24.37% | -31.28% | - |
| Perf (abs.) | +3.05 | -7.09 | - |
| Beta | - | - | - |
| Volatility | 48.86 | 62.04 | - |

Futures and Options

| | |
|-----------------|---|
| Related Futures | - |
| Related Options | - |













5Y

Information about previous performance does not guarantee future performance.
Source: FactSet

Price data

| | |
|---|--------------------------|
| Ø price 5 days Ø volume 5 days (pcs.) | 14.8532 EUR (0) |
| Ø price 30 days Ø volume 30 days (pcs.) | 13.8592 EUR (0) |
| Ø price 100 days Ø volume 100 days (pcs.) | 12.6092 EUR (0) |
| Ø price 250 days Ø volume 250 days (pcs.) | 18.9484 EUR (0) |
| YTD High date | 15.5878 EUR (2024/04/18) |
| YTD Low date | 11.3131 EUR (2024/01/19) |
| 52 Weeks High date | 29.2382 EUR (2023/07/27) |
| 52 Weeks Low date | 11.0397 EUR (2023/12/13) |

Recent Research

| on underlying | on sector | on market | | |
|---------------|---|-----------|-----------------------|---|
| Date | | | Headline | Download |
| 2022/05/04 |  | | Global Equity Ratings |  |
| 2022/04/27 |  | | Global Equity Ratings |  |
| 2022/04/14 |  | | Global Equity Ratings |  |
| 2022/03/29 |  | | Global Equity Ratings |  |
| 2022/03/10 |  | | Global Equity Ratings |  |