

AMADEUS IT GROUP S.A. FUTURE (AI3F) - EUX/C10

2024/04/30 18:38:58

Price
60.9926 EUR

Difference  0.50% (0.30)

General attributes

Symbol	AI3FC10
Exchange	Eurex
Currency	EUR
Security type	Future
Underlying	AMADEUS IT GROUP SA
Maturity	03-2025
Contract size	100

Market data

Bid (Bid size)	- EUR (-)
Ask (Ask size)	- EUR (-)
Open	60.9926 EUR
High	60.9926 EUR
Low	60.9926 EUR
Close (prev. day)	60.6882 EUR
Underlying	AMADEUS IT GROUP SA
Underlying price (date)	65.76 (24/06/03)
Settlement price (date)	67.09 (24/06/03)
Open Interest	0

Performance and Risk

	6m	1Y	3Y
Perf (%)	+4.56%	-5.59%	-
Perf (abs.)	+2.64	-3.58	-
Beta	-	-	-
Volatility	21.60	21.03	-

Futures and Options

Related Futures	-
Related Options	-

5Y












Information about previous performance does not guarantee future performance.
Source: FactSet

Price data

Ø price 5 days Ø volume 5 days (pcs.)	61.0043 EUR (0)
Ø price 30 days Ø volume 30 days (pcs.)	59.4786 EUR (0)
Ø price 100 days Ø volume 100 days (pcs.)	62.3733 EUR (0)
Ø price 250 days Ø volume 250 days (pcs.)	63.7027 EUR (0)
YTD High date	67.5280 EUR (2024/01/26)
YTD Low date	55.4460 EUR (2024/02/29)
52 Weeks High date	71.3404 EUR (2023/06/30)
52 Weeks Low date	53.9146 EUR (2023/10/26)

Recent Research

on underlying	on sector	on market	
Date		Headline	Download
2023/10/27		Global Equity Ratings	
2023/09/29		Global Equity Ratings	
2023/09/08		Global Equity Ratings	
2023/08/22		Global Equity Ratings	
2023/08/17		Global Equity Ratings	