

AMADEUS IT GROUP S.A. FUTURE (AI3F) - EUX/C11

2024/05/06 18:29:16

Price
60.5713 EUR

Difference  -0.55% (-0.34)

General attributes

| | |
|---------------|---------------------|
| Symbol | AI3FC11 |
| Exchange | Eurex |
| Currency | EUR |
| Security type | Future |
| Underlying | AMADEUS IT GROUP SA |
| Maturity | 04-2025 |
| Contract size | 100 |

Market data

| | |
|-------------------------|---------------------|
| Bid (Bid size) | - EUR (-) |
| Ask (Ask size) | - EUR (-) |
| Open | 60.5713 EUR |
| High | 60.5713 EUR |
| Low | 60.5713 EUR |
| Close (prev. day) | 60.908 EUR |
| Underlying | AMADEUS IT GROUP SA |
| Underlying price (date) | 65.40 (24/05/22) |
| Settlement price (date) | 67.63 (24/05/21) |
| Open Interest | 0 |

Performance and Risk

| | 6m | 1Y | 3Y |
|-------------|--------|--------|----|
| Perf (%) | +4.46% | -5.63% | - |
| Perf (abs.) | +2.59 | -3.61 | - |
| Beta | - | - | - |
| Volatility | 21.58 | 20.99 | - |

Futures and Options

| | |
|-----------------|---|
| Related Futures | - |
| Related Options | - |

5Y












Information about previous performance does not guarantee future performance.
Source: FactSet

Price data

| | |
|---|--------------------------|
| Ø price 5 days Ø volume 5 days (pcs.) | 61.1535 EUR (0) |
| Ø price 30 days Ø volume 30 days (pcs.) | 59.6440 EUR (0) |
| Ø price 100 days Ø volume 100 days (pcs.) | 62.5315 EUR (0) |
| Ø price 250 days Ø volume 250 days (pcs.) | 63.8589 EUR (0) |
| YTD High date | 67.7039 EUR (2024/01/26) |
| YTD Low date | 55.5779 EUR (2024/02/29) |
| 52 Weeks High date | 71.5680 EUR (2023/06/16) |
| 52 Weeks Low date | 54.1044 EUR (2023/10/26) |

Recent Research

| on underlying | on sector | on market | |
|---------------|---|-----------------------|---|
| Date | | Headline | Download |
| 2023/10/27 |  | Global Equity Ratings |  |
| 2023/09/29 |  | Global Equity Ratings |  |
| 2023/09/08 |  | Global Equity Ratings |  |
| 2023/08/22 |  | Global Equity Ratings |  |
| 2023/08/17 |  | Global Equity Ratings |  |