

AMADEUS IT GROUP S.A. FUTURE (AI3F) - EUX/C11

2024/04/30 18:38:58

Price
61.1436 EUR

Difference  0.51% (0.31)

General attributes

Symbol	AI3FC11
Exchange	Eurex
Currency	EUR
Security type	Future
Underlying	AMADEUS IT GROUP SA
Maturity	03-2025
Contract size	100

Market data

Bid (Bid size)	- EUR (-)
Ask (Ask size)	- EUR (-)
Open	61.1436 EUR
High	61.1436 EUR
Low	61.1436 EUR
Close (prev. day)	60.8357 EUR
Underlying	AMADEUS IT GROUP SA
Underlying price (date)	60.90 (24/05/02)
Settlement price (date)	61.14 (24/04/30)
Open Interest	0

Performance and Risk

	6m	1Y	3Y
Perf (%)	+12.56%	-6.28%	-
Perf (abs.)	+6.82	-4.10	-
Beta	-	-	-
Volatility	22.59	20.75	-

Futures and Options

Related Futures	-
Related Options	-

5Y












Information about previous performance does not guarantee future performance.
Source: FactSet

Price data

Ø price 5 days Ø volume 5 days (pcs.)	60.9065 EUR (0)
Ø price 30 days Ø volume 30 days (pcs.)	59.3767 EUR (0)
Ø price 100 days Ø volume 100 days (pcs.)	62.6835 EUR (0)
Ø price 250 days Ø volume 250 days (pcs.)	63.9250 EUR (0)
YTD High date	67.7039 EUR (2024/01/26)
YTD Low date	55.5779 EUR (2024/02/29)
52 Weeks High date	71.5680 EUR (2023/06/16)
52 Weeks Low date	54.1044 EUR (2023/10/26)

Recent Research

on underlying	on sector	on market	
Date		Headline	Download
2023/10/27		Global Equity Ratings	
2023/09/29		Global Equity Ratings	
2023/09/08		Global Equity Ratings	
2023/08/22		Global Equity Ratings	
2023/08/17		Global Equity Ratings	