

AMADEUS IT GROUP S.A. FUTURE (AI3F) - EUX/C1

2024/07/26 18:34:49

Price
60.3799 EUR

Difference  **-0.57% (-0.35)**

General attributes

Symbol	AI3FC1
Exchange	Eurex
Currency	EUR
Security type	Future
Underlying	AMADEUS IT GROUP SA
Maturity	08-2024
Contract size	100

Market data

Bid (Bid size)	- EUR (-)
Ask (Ask size)	- EUR (-)
Open	60.3799 EUR
High	60.3799 EUR
Low	60.3799 EUR
Close (prev. day)	60.7274 EUR
Underlying	AMADEUS IT GROUP SA
Underlying price (date)	60.24 (24/07/26)
Settlement price (date)	60.38 (24/07/26)
Open Interest	0

Performance and Risk

	6m	1Y	3Y
Perf (%)	-8.86%	-10.56%	-
Perf (abs.)	-5.87	-7.13	-
Beta	-	-	-
Volatility	25.82	22.46	-

Futures and Options

Related Futures	-
Related Options	-

5Y










Information about previous performance does not guarantee future performance.
Source: FactSet

Price data

Ø price 5 days Ø volume 5 days (pcs.)	60.7822 EUR (0)
Ø price 30 days Ø volume 30 days (pcs.)	62.1587 EUR (0)
Ø price 100 days Ø volume 100 days (pcs.)	59.3184 EUR (0)
Ø price 250 days Ø volume 250 days (pcs.)	60.9155 EUR (0)
YTD High date	66.2507 EUR (2024/01/26)
YTD Low date	54.4687 EUR (2024/02/29)
52 Weeks High date	68.9885 EUR (2023/07/27)
52 Weeks Low date	52.9274 EUR (2023/10/26)

Recent Research

on underlying	on sector	on market	
Date		Headline	Download
2023/10/27		Global Equity Ratings	
2023/09/29		Global Equity Ratings	
2023/09/08		Global Equity Ratings	
2023/08/22		Global Equity Ratings	
2023/08/17		Global Equity Ratings	