

## ALASKA AIR GROUP INC. FUTURE (ALKF) - EUX/C1

2024/04/30 18:38:59

Price  
**43.8597** USDDifference  -1.08% (-0.48)

## General attributes

Symbol	ALKFC1
Exchange	Eurex
Currency	USD
Security type	Future
Underlying	ALASKA AIR GROUP INC COM USD0.01
Maturity	06-2024
Contract size	100

## Market data

Bid (Bid size)	- USD (-)
Ask (Ask size)	- USD (-)
Open	43.8597 USD
High	43.8597 USD
Low	43.8597 USD
Close (prev. day)	44.3403 USD
Underlying	ALASKA AIR GROUP INC COM USD0.01
Underlying price (date)	43.29 (24/05/17)
Settlement price (date)	44.23 (24/05/17)
Open Interest	0

## Performance and Risk

	6m	1Y	3Y
Perf (%)	+40.01%	-0.23%	-
Perf (abs.)	+12.53	-0.10	-
Beta	-	-	-
Volatility	42.27	38.14	-

## Futures and Options

Related Futures	-
Related Options	-

5Y











Information about previous performance does not guarantee future performance.  
Source: FactSet

## Price data

Ø price 5 days   Ø volume 5 days (pcs.)	43.8604 USD (0)
Ø price 30 days   Ø volume 30 days (pcs.)	42.2177 USD (0)
Ø price 100 days   Ø volume 100 days (pcs.)	38.8037 USD (0)
Ø price 250 days   Ø volume 250 days (pcs.)	41.0451 USD (0)
YTD High   date	45.9619 USD (2024/04/23)
YTD Low   date	33.8300 USD (2024/01/17)
52 Weeks High   date	56.2102 USD (2023/07/11)
52 Weeks Low   date	31.0648 USD (2023/11/01)

## Recent Research

on sector		on market	
Date		Headline	Download
2024/04/26		Global Equity Ratings	
2024/04/03		Global Equity Ratings	
2024/03/13		Global Equity Ratings	
2024/02/22		Global Equity Ratings	
2024/02/14		Global Equity Ratings	