

AMERICAN AIRLINES GROUP INC. FUTURE (ALFF) - EUX/C11

2024/07/16 18:49:50

Price
11.2233 USD

Difference  3.00% (0.33)

General attributes

Symbol	ALFFC11
Exchange	Eurex
Currency	USD
Security type	Future
Underlying	AMERICAN AIRLINES GROUP INC.
Maturity	05-2025
Contract size	100

Market data

Bid (Bid size)	- USD (-)
Ask (Ask size)	- USD (-)
Open	11.2233 USD
High	11.2233 USD
Low	11.2233 USD
Close (prev. day)	10.8963 USD
Underlying	AMERICAN AIRLINES GROUP INC.
Underlying price (date)	11.19 (24/07/16)
Settlement price (date)	11.22 (24/07/16)
Open Interest	0

Performance and Risk

	6m	1Y	3Y
Perf (%)	-14.77%	-40.24%	-
Perf (abs.)	-1.94	-7.56	-
Beta	-	-	-
Volatility	57.26	46.33	-

Futures and Options

Related Futures	-
Related Options	-

5Y










Information about previous performance does not guarantee future performance.
Source: FactSet

Price data

Ø price 5 days Ø volume 5 days (pcs.)	10.9642 USD (0)
Ø price 30 days Ø volume 30 days (pcs.)	11.3355 USD (0)
Ø price 100 days Ø volume 100 days (pcs.)	14.2792 USD (0)
Ø price 250 days Ø volume 250 days (pcs.)	14.1444 USD (0)
YTD High date	16.1543 USD (2024/02/27)
YTD Low date	10.7729 USD (2024/07/12)
52 Weeks High date	19.0959 USD (2023/07/19)
52 Weeks Low date	10.7729 USD (2024/07/12)

Recent Research

on sector		on market	
Date		Headline	Download
2024/07/12		Global Equity Ratings	
2024/06/21		Global Equity Ratings	
2024/06/14		Global Equity Ratings	
2024/05/29		Global Equity Ratings	
2024/04/26		Global Equity Ratings	