

# AMERICAN AIRLINES GROUP INC. FUTURE (ALFF) - EUX/C11

2024/04/26 18:30:48

**Price**  
**14.1265** USD

**Difference**  **-0.69% (-0.10)**

### General attributes

Symbol	ALFFC11
Exchange	Eurex
Currency	USD
Security type	Future
Underlying	AMERICAN AIRLINES GROUP INC.
Maturity	03-2025
Contract size	100

### Market data

Bid (Bid size)	- USD (-)
Ask (Ask size)	- USD (-)
Open	14.1265 USD
High	14.1265 USD
Low	14.1265 USD
Close (prev. day)	14.225 USD
Underlying	AMERICAN AIRLINES GROUP INC.
Underlying price (date)	13.88 (24/04/26)
Settlement price (date)	14.13 (24/04/26)
Open Interest	0

### Performance and Risk

	6m	1Y	3Y
Perf (%)	+24.67%	+7.34%	-
Perf (abs.)	+2.80	+0.97	-
Beta	-	-	-
Volatility	40.45	37.02	-

### Futures and Options

Related Futures	-
Related Options	-

5Y











Information about previous performance does not guarantee future performance.  
Source: FactSet

### Price data

Ø price 5 days   Ø volume 5 days (pcs.)	14.4626 USD (0)
Ø price 30 days   Ø volume 30 days (pcs.)	14.5235 USD (0)
Ø price 100 days   Ø volume 100 days (pcs.)	14.6751 USD (0)
Ø price 250 days   Ø volume 250 days (pcs.)	14.8016 USD (0)
YTD High   date	16.1543 USD (2024/02/27)
YTD Low   date	13.1681 USD (2024/01/16)
52 Weeks High   date	19.3465 USD (2023/07/11)
52 Weeks Low   date	11.3154 USD (2023/11/01)

### Recent Research

on sector	on market	Date	Headline	Download
		2024/04/26	Global Equity Ratings 	
		2024/04/03	Global Equity Ratings 	
		2024/03/13	Global Equity Ratings 	
		2024/02/22	Global Equity Ratings 	
		2024/02/14	Global Equity Ratings 