

AMERICAN AIRLINES GROUP INC. FUTURE (ALFF) - EUX/C1

2024/08/21 18:44:30

Price
10.4116 USD

Difference  1.45% (0.15)

General attributes

Symbol	ALFFC1
Exchange	Eurex
Currency	USD
Security type	Future
Underlying	AMERICAN AIRLINES GROUP INC.
Maturity	09-2024
Contract size	100

Market data

Bid (Bid size)	- USD (-)
Ask (Ask size)	- USD (-)
Open	10.4116 USD
High	10.4116 USD
Low	10.4116 USD
Close (prev. day)	10.2627 USD
Underlying	AMERICAN AIRLINES GROUP INC.
Underlying price (date)	10.40 (24/08/21)
Settlement price (date)	10.41 (24/08/21)
Open Interest	0

Performance and Risk

	6m	1Y	3Y
Perf (%)	-29.77%	-30.80%	-
Perf (abs.)	-4.41	-4.63	-
Beta	-	-	-
Volatility	54.55	46.22	-

Futures and Options

Related Futures	-
Related Options	-

5Y












Information about previous performance does not guarantee future performance.
Source: FactSet

Price data

Ø price 5 days Ø volume 5 days (pcs.)	10.2080 USD (0)
Ø price 30 days Ø volume 30 days (pcs.)	10.2482 USD (0)
Ø price 100 days Ø volume 100 days (pcs.)	11.7897 USD (0)
Ø price 250 days Ø volume 250 days (pcs.)	13.0699 USD (0)
YTD High date	15.6593 USD (2024/02/27)
YTD Low date	9.3636 USD (2024/08/06)
52 Weeks High date	15.6593 USD (2024/02/27)
52 Weeks Low date	9.3636 USD (2024/08/06)

Recent Research

on sector		on market	
Date		Headline	Download
2024/08/12		Global Equity Ratings	
2024/07/24		Global Equity Ratings	
2024/07/12		Global Equity Ratings	
2024/06/21		Global Equity Ratings	
2024/06/14		Global Equity Ratings	