

AMERICAN AIRLINES GROUP INC. FUTURE (ALFF) - EUX/C1

2024/07/26 18:34:50

Price
10.3226 USD

Difference  **-2.71% (-0.29)**

General attributes

Symbol	ALFFC1
Exchange	Eurex
Currency	USD
Security type	Future
Underlying	AMERICAN AIRLINES GROUP INC.
Maturity	08-2024
Contract size	100

Market data

Bid (Bid size)	- USD (-)
Ask (Ask size)	- USD (-)
Open	10.3226 USD
High	10.3226 USD
Low	10.3226 USD
Close (prev. day)	10.6103 USD
Underlying	AMERICAN AIRLINES GROUP INC.
Underlying price (date)	10.62 (24/07/26)
Settlement price (date)	10.32 (24/07/26)
Open Interest	0

Performance and Risk

	6m	1Y	3Y
Perf (%)	-31.99%	-37.67%	-
Perf (abs.)	-4.85	-6.24	-
Beta	-	-	-
Volatility	54.25	45.35	-

Futures and Options

Related Futures	-
Related Options	-

5Y










Information about previous performance does not guarantee future performance.
Source: FactSet

Price data

Ø price 5 days Ø volume 5 days (pcs.)	10.4796 USD (0)
Ø price 30 days Ø volume 30 days (pcs.)	10.8490 USD (0)
Ø price 100 days Ø volume 100 days (pcs.)	13.2342 USD (0)
Ø price 250 days Ø volume 250 days (pcs.)	13.5317 USD (0)
YTD High date	15.6593 USD (2024/02/27)
YTD Low date	10.2909 USD (2024/07/24)
52 Weeks High date	16.6929 USD (2023/07/28)
52 Weeks Low date	10.2909 USD (2024/07/24)

Recent Research

on sector		on market	
Date		Headline	Download
2024/07/24		Global Equity Ratings	
2024/07/12		Global Equity Ratings	
2024/06/21		Global Equity Ratings	
2024/06/14		Global Equity Ratings	
2024/05/29		Global Equity Ratings	