

ACCOR S.A. FUTURE (ACRI) - EUX/C12

2024/05/06 18:29:15

Price
42.142 EUR

Difference  1.63% (0.67)

General attributes

Symbol	ACRIC12
Exchange	Eurex
Currency	EUR
Security type	Future
Underlying	ACCOR S.A.
Maturity	05-2025
Contract size	100

Market data

Bid (Bid size)	- EUR (-)
Ask (Ask size)	- EUR (-)
Open	42.142 EUR
High	42.142 EUR
Low	42.142 EUR
Close (prev. day)	41.468 EUR
Underlying	ACCOR S.A.
Underlying price (date)	38.98 (24/06/07)
Settlement price (date)	40.46 (24/06/06)
Open Interest	0

Performance and Risk

	6m	1Y	3Y
Perf (%)	+40.99%	+29.02%	-
Perf (abs.)	+12.25	+9.48	-
Beta	-	-	-
Volatility	18.95	19.59	-

Futures and Options

Related Futures	-
Related Options	-

5Y










Information about previous performance does not guarantee future performance.
Source: FactSet

Price data

Ø price 5 days Ø volume 5 days (pcs.)	41.776 EUR (0)
Ø price 30 days Ø volume 30 days (pcs.)	42.006 EUR (0)
Ø price 100 days Ø volume 100 days (pcs.)	38.932 EUR (0)
Ø price 250 days Ø volume 250 days (pcs.)	35.354 EUR (0)
YTD High date	43.990 EUR (2024/03/26)
YTD Low date	34.693 EUR (2024/01/05)
52 Weeks High date	404.485 EUR (2023/12/14)
52 Weeks Low date	29.843 EUR (2023/10/20)

Recent Research

on sector		on market	
Date		Headline	Download
2024/05/29		Global Equity Ratings	
2024/04/26		Global Equity Ratings	
2024/04/03		Global Equity Ratings	
2024/03/13		Global Equity Ratings	
2024/02/22		Global Equity Ratings	