

ACCOR S.A. FUTURE (ACRI) - EUX/C13

2024/07/16 18:49:47

Price
39.5174 EUR

Difference  -1.18% (-0.47)

General attributes

Symbol	ACRIC13
Exchange	Eurex
Currency	EUR
Security type	Future
Underlying	ACCOR S.A.
Maturity	07-2025
Contract size	100

Market data

Bid (Bid size)	- EUR (-)
Ask (Ask size)	- EUR (-)
Open	39.5174 EUR
High	39.5174 EUR
Low	39.5174 EUR
Close (prev. day)	39.9887 EUR
Underlying	ACCOR S.A.
Underlying price (date)	39.13 (24/07/16)
Settlement price (date)	39.52 (24/07/16)
Open Interest	0

Performance and Risk

	6m	1Y	3Y
Perf (%)	+11.70%	+15.29%	-
Perf (abs.)	+4.19	+5.30	-
Beta	-	-	-
Volatility	29.46	23.57	-

Futures and Options

Related Futures	-
Related Options	-

5Y












Information about previous performance does not guarantee future performance.
Source: FactSet

Price data

Ø price 5 days Ø volume 5 days (pcs.)	- EUR (-)
Ø price 30 days Ø volume 30 days (pcs.)	38.9790 EUR (0)
Ø price 100 days Ø volume 100 days (pcs.)	41.3544 EUR (0)
Ø price 250 days Ø volume 250 days (pcs.)	35.9287 EUR (0)
YTD High date	44.0872 EUR (2024/03/26)
YTD Low date	34.7616 EUR (2024/01/05)
52 Weeks High date	405.5749 EUR (2023/12/14)
52 Weeks Low date	29.9285 EUR (2023/10/20)

Recent Research

on sector		on market	
Date		Headline	Download
2024/07/12		Global Equity Ratings	
2024/06/21		Global Equity Ratings	
2024/06/14		Global Equity Ratings	
2024/05/29		Global Equity Ratings	
2024/04/26		Global Equity Ratings	