

ADIDAS AG FUTURE (ADSG) - EUX/C11

2024/05/06 18:29:16

Price
231.9486 EURDifference  0.00% (0.00)

General attributes

Symbol	ADSGC11
Exchange	Eurex
Currency	EUR
Security type	Future
Underlying	ADIDAS AG
Maturity	04-2025
Contract size	100

Market data

Bid (Bid size)	- EUR (-)
Ask (Ask size)	- EUR (-)
Open	231.9486 EUR
High	231.9486 EUR
Low	231.9486 EUR
Close (prev. day)	231.9473 EUR
Underlying	ADIDAS AG
Underlying price (date)	231.50 (24/05/30)
Settlement price (date)	239.05 (24/05/30)
Open Interest	0

Performance and Risk

	6m	1Y	3Y
Perf (%)	+30.49%	+32.41%	-
Perf (abs.)	+54.20	+56.77	-
Beta	-	-	-
Volatility	29.12	30.21	-

Futures and Options

Related Futures	-
Related Options	-












Information about previous performance does not guarantee future performance.
Source: FactSet

Price data

Ø price 5 days Ø volume 5 days (pcs.)	233.5970 EUR (0)
Ø price 30 days Ø volume 30 days (pcs.)	219.2374 EUR (0)
Ø price 100 days Ø volume 100 days (pcs.)	197.5706 EUR (0)
Ø price 250 days Ø volume 250 days (pcs.)	186.3224 EUR (0)
YTD High date	239.6090 EUR (2024/04/29)
YTD Low date	169.4599 EUR (2024/01/19)
52 Weeks High date	239.6090 EUR (2024/04/29)
52 Weeks Low date	38.1998 EUR (2023/12/14)

Recent Research

on underlying	on sector	on market	
Date		Headline	Download
2024/05/29		Global Equity Ratings	
2024/04/26		Global Equity Ratings	
2024/04/03		Global Equity Ratings	
2024/03/13		Global Equity Ratings	
2024/02/22		Global Equity Ratings	