

ADIDAS AG FUTURE (ADSG) - EUX/C1

2024/07/11 19:04:03

Price
225.9999 EURDifference  2.02% (4.48)

General attributes

Symbol	ADSGC1
Exchange	Eurex
Currency	EUR
Security type	Future
Underlying	ADIDAS AG
Maturity	07-2024
Contract size	100

Market data

Bid (Bid size)	- EUR (-)
Ask (Ask size)	- EUR (-)
Open	225.9999 EUR
High	225.9999 EUR
Low	225.9999 EUR
Close (prev. day)	221.5204 EUR
Underlying	ADIDAS AG
Underlying price (date)	225.80 (24/07/11)
Settlement price (date)	226.00 (24/07/11)
Open Interest	0

Performance and Risk

	6m	1Y	3Y
Perf (%)	+27.11%	+31.56%	-
Perf (abs.)	+48.21	+54.22	-
Beta	-	-	-
Volatility	29.64	28.88	-

Futures and Options

Related Futures	-
Related Options	-

5Y












Information about previous performance does not guarantee future performance.
Source: FactSet

Price data

Ø price 5 days Ø volume 5 days (pcs.)	220.7134 EUR (0)
Ø price 30 days Ø volume 30 days (pcs.)	219.2908 EUR (0)
Ø price 100 days Ø volume 100 days (pcs.)	206.2815 EUR (33)
Ø price 250 days Ø volume 250 days (pcs.)	185.6687 EUR (60)
YTD High date	232.2957 EUR (2024/04/29)
YTD Low date	164.6800 EUR (2024/01/19)
52 Weeks High date	232.2957 EUR (2024/04/29)
52 Weeks Low date	37.4541 EUR (2023/12/14)

Recent Research

on underlying	on sector	on market	
Date		Headline	Download
2024/06/21		Global Equity Ratings	
2024/06/14		Global Equity Ratings	
2024/05/29		Global Equity Ratings	
2024/04/26		Global Equity Ratings	
2024/04/03		Global Equity Ratings	