

ADIDAS AG FUTURE (ADSG) - EUX/C1

2024/05/03 18:32:37

Price
224.8884 EURDifference  0.44% (0.98)

General attributes

Symbol	ADSGC1
Exchange	Eurex
Currency	EUR
Security type	Future
Underlying	ADIDAS AG
Maturity	05-2024
Contract size	100

Market data

Bid (Bid size)	- EUR (-)
Ask (Ask size)	- EUR (-)
Open	224.8884 EUR
High	224.8884 EUR
Low	224.8884 EUR
Close (prev. day)	223.9043 EUR
Underlying	ADIDAS AG
Underlying price (date)	225.00 (24/05/03)
Settlement price (date)	224.89 (24/05/03)
Open Interest	0

Performance and Risk

	6m	1Y	3Y
Perf (%)	+31.71%	+43.88%	-
Perf (abs.)	+54.15	+68.59	-
Beta	-	-	-
Volatility	29.08	31.20	-

Futures and Options

Related Futures	-
Related Options	-

5Y











Information about previous performance does not guarantee future performance.
Source: FactSet

Price data

Ø price 5 days Ø volume 5 days (pcs.)	227.6829 EUR (0)
Ø price 30 days Ø volume 30 days (pcs.)	211.9645 EUR (0)
Ø price 100 days Ø volume 100 days (pcs.)	191.5954 EUR (53)
Ø price 250 days Ø volume 250 days (pcs.)	180.5674 EUR (86)
YTD High date	232.2957 EUR (2024/04/29)
YTD Low date	164.6800 EUR (2024/01/19)
52 Weeks High date	232.2957 EUR (2024/04/29)
52 Weeks Low date	37.4541 EUR (2023/12/14)

Recent Research

on underlying	on sector	on market	
Date		Headline	Download
2024/04/26		Global Equity Ratings	
2024/04/03		Global Equity Ratings	
2024/03/13		Global Equity Ratings	
2024/02/22		Global Equity Ratings	
2024/02/14		Global Equity Ratings	