

ACERINOX SA (CE FAB.ACERO IN.) FUTURE (ACEF) - EUX/C11

2024/09/17 18:45:40

Price
9.3196 EURDifference  1.11% (0.10)

General attributes

Symbol	ACEFC11
Exchange	Eurex
Currency	EUR
Security type	Future
Underlying	ACERINOX SA
Maturity	07-2025
Contract size	100

Market data

Bid (Bid size)	- EUR (-)
Ask (Ask size)	- EUR (-)
Open	9.3196 EUR
High	9.3196 EUR
Low	9.3196 EUR
Close (prev. day)	9.2174 EUR
Underlying	ACERINOX SA
Underlying price (date)	9.37 (24/09/17)
Settlement price (date)	9.32 (24/09/17)
Open Interest	0

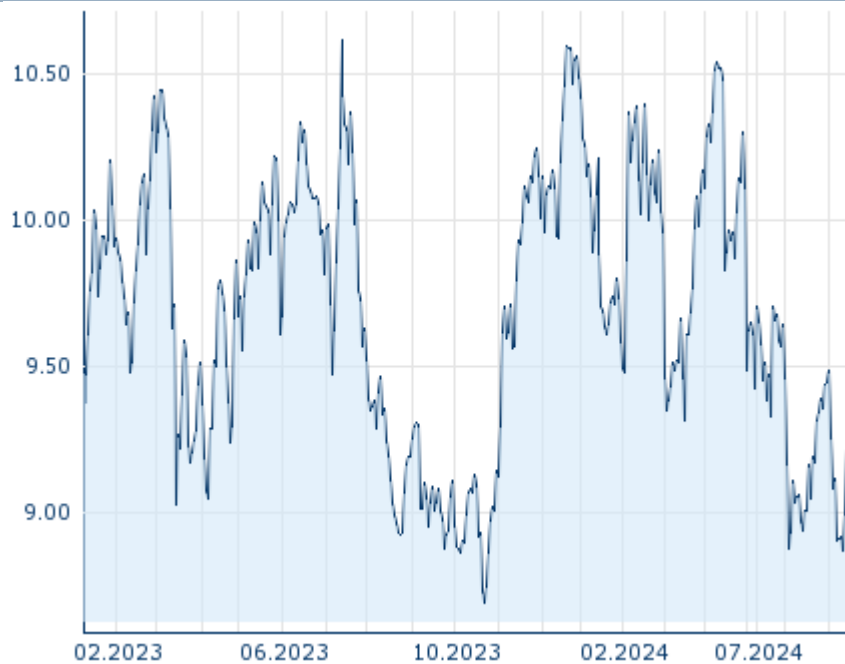
Performance and Risk

	6m	1Y	3Y
Perf (%)	+0.05%	+2.58%	-
Perf (abs.)	+0.00	+0.23	-
Beta	-	-	-
Volatility	26.32	23.90	-

Futures and Options

Related Futures	-
Related Options	-

5Y





Information about previous performance does not guarantee future performance.
Source: FactSet

Price data

Ø price 5 days Ø volume 5 days (pcs.)	9.1211 EUR (0)
Ø price 30 days Ø volume 30 days (pcs.)	9.1419 EUR (0)
Ø price 100 days Ø volume 100 days (pcs.)	9.3051 EUR (0)
Ø price 250 days Ø volume 250 days (pcs.)	9.6773 EUR (0)
YTD High date	10.5417 EUR (2024/04/10)
YTD Low date	8.8652 EUR (2024/09/11)
52 Weeks High date	10.5907 EUR (2023/12/19)
52 Weeks Low date	8.6889 EUR (2023/10/23)

Recent Research

on sector		on market	
Date		Headline	Download
2024/09/11		Global Equity Ratings	
2024/09/05		Global Equity Ratings	
2024/08/12		Global Equity Ratings	
2024/07/24		Global Equity Ratings	
2024/07/12		Global Equity Ratings	